

1. Login to the IHEP Indico

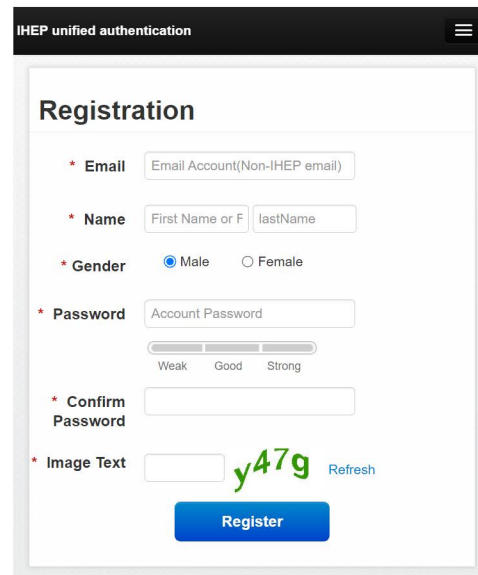
Participants could **use the IHEP SSO Account**. If you **do not have one, please register an IHEP SSO Account first**:

Register an IHEP SSO Account:

Step 1: Click [HERE](#) to enter the registration webpage.
Step 2: Answer all the questions on this page.

• Kindly note that all the questions on this page should be answered [in English](#).

If you have the IHEP SSO Account, turn to [2. Create Indico Profile](#).



The screenshot shows the 'IHEP unified authentication' registration page. The page title is 'Registration'. It contains the following fields and options:

- * Email**: A text input field with the placeholder 'Email Account(Non-IHEP email)'.
- * Name**: Two text input fields labeled 'First Name or F' and 'lastName'.
- * Gender**: Radio buttons for 'Male' (selected) and 'Female'.
- * Password**: A text input field with the placeholder 'Account Password'. Below it is a strength indicator bar with labels 'Weak', 'Good', and 'Strong'.
- * Confirm Password**: A text input field.
- * Image Text**: A text input field containing 'y47g' and a 'Refresh' link.

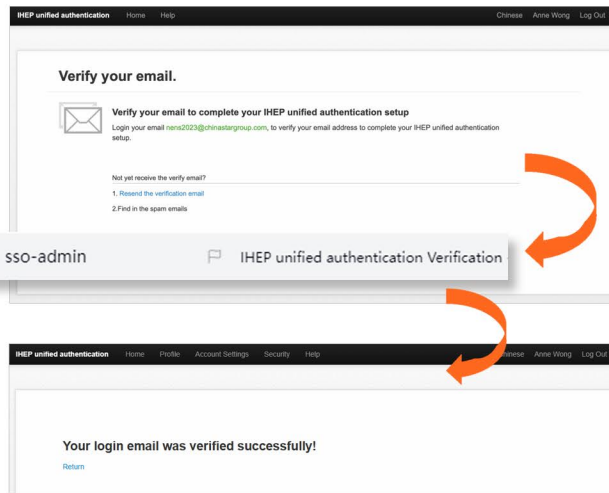
A blue 'Register' button is located at the bottom of the form.

1. Login to the IHEP Indico

After submitting your information, the system will send you a **verified email** automatically.

Click the link listed in **the authentication Verification** email **sent by sso-admin** to verify your registration.

Then your account will be **activated**.

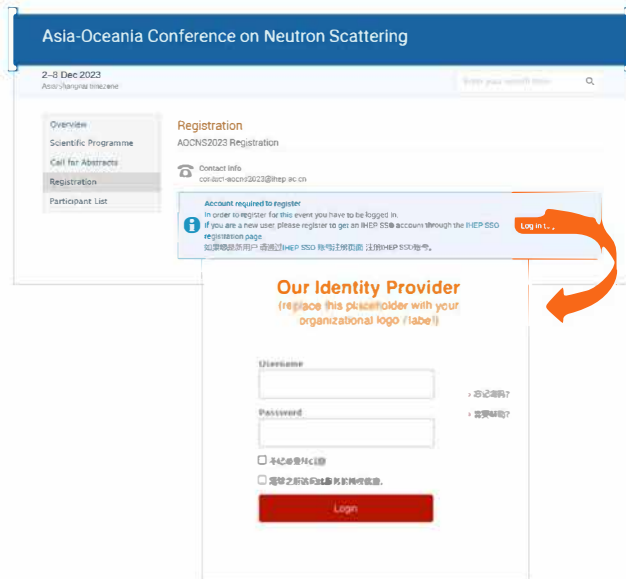


1. Login to the IHEP Indico

Using your IHEP SSO Account (which has been activated) to log in Indico registration system for AOCNS 2023.

Click then the page will bring you to the login page.

Fill in your login credentials and click **Login**.



The screenshot shows the registration page for the Asia-Oceania Conference on Neutron Scattering (AOCNS 2023). The page title is "Asia-Oceania Conference on Neutron Scattering" and the dates are "2-8 Dec 2023". The page is in Chinese. The main content area is titled "Registration" and "AOCNS2023 Registration". There is a "Contact Info" section with the email "con.aocns2023@ihep.ac.cn". A message box states: "Account required to register. In order to register for this event you have to be logged in. If you are a new user, please register to get an IHEP SSO account through the IHEP SSO registration page. 如需参加活动，请通过IHEP SSO帐号注册页面注册IHEP SSO帐号。" There is a "Login..." button next to this message. Below this is the "Our Identity Provider" section, which says "(replace this placeholder with your organizational logo / label)". It contains a "Username" field, a "Password" field, and a "Login" button. There are also links for "忘记密码?" (Forgot password?) and "忘记密码?" (Forgot password?).